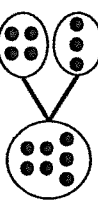




March Learning Mat: Week 3

<p>Move-Your-Fingers Monday</p> <p>Today you will be moving those fingers as you write numbers 1-20. Write your numbers counting down from 20. Draw dots under each number to show that number.</p>	<p>Tap-N-Count Tuesday</p> <p>Today you will be working on your one-to-one counting. That means you will need to tap each item as you count it out. Guardian: Ask your child to draw 6 dots and 5 dots. Have them tell you which one is more (6) and which one is less (5). Ask how many less?</p>	<p>Whip-Up-A-Web Wednesday</p> <p>Today you will be making an "Addition" web. Draw three circles. In one circle, draw 3 pictures. In another circle, draw 4 pictures. In the final circle, draw both together. (7)</p> 	<p>Think-It-Out Thursday</p> <p>Today you will work on numbers to 100. Guardian: Tell your child their number for today is 97. Have your child write the number 97. Then ask them how many groups of 10 are in 97. (9) Now ask how many extras. (7)</p>	<p>Fast-N-Fluent Friday</p> <p>Today you will work fast and fluently. Have your child count to 100 but start at the number 55.</p> <p>Math</p>
<p>Move-Your-Fingers Monday</p> <p>Today you will work on drawing a story. Have your child think about their story. Then have them draw a picture and label it. Ask them what the setting is in their story. Have them write at least two simple sentences about their story.</p>	<p>Tap-N-Clap Tuesday</p> <p>Today you will be working on listening for the ending sound. Stretch out the following words and then identify the ending sound: hill (l) cot (t) men (n) red (d)</p>	<p>Whip-Up-A-Web Wednesday</p> <p>Today you will be creating a web for the word family "ig." Write the letters "ig" in the middle of your page and draw lines coming from the middle. On each line, draw a picture for an additional word that belongs in the word family (pig, rig, dig, etc.).</p>	<p>Think-It-Out Thursday</p> <p>Today you will work on responding to text. Guardian: Read a book to your child. Then ask them one or more of the questions about the book. Who are the characters? Where did the story happen (the setting)? What was the problem?</p>	<p>Fast-N-Fluent Friday</p> <p>Today you will work on sight word fluency. Use flash cards or a list to have your child read their sight words. Have them tap each word with their reading finger as they read it.</p> <p>ELA</p>

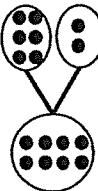


Directions: Work to earn 10 gold coins in your pot. Each day you complete a task, add on a coin! You can do it!




Three-In-A-Row Board			
Count aloud 1-100.	What starts with an "r"?	Finish this: I am -----	
Draw a house with details?	What is the ending sound: bed, rid, ladd?	What is your favorite story?	
Make an AABB pattern.	Read this word: white.	Count by 2's to 10.	


March Learning Mat: Week 4

<p>Move-Your-Fingers Monday</p> <p>Today you will be moving those fingers as you write numbers 1-20. Write your numbers counting down from 20. Draw dots under each number to show that number.</p>	<p>Tap-N-Count Tuesday</p> <p>Today you will be working on your one-to-one counting. That means you will need to tap each item as you count it out. Guardian: Ask your child to draw 8 dots and 9 dots. Have them tell you which one is more (9) and which one is less (8). Ask how many less?</p>	<p>Whip-Up-A-Web Wednesday</p> <p>Today you will be making an "Addition" web. Draw three circles. In one circle, draw 2 pictures. In another circle, draw 6 pictures. In the final circle, draw both together. (8)</p> 	<p>Think-It-Out Thursday</p> <p>Today you will work on numbers to 100. Guardian: Tell your child their number for today is 62. Have your child write the number 62. Then ask them how many groups of 10 are in 62. (6) Now ask how many extras. (2)</p>	<p>Fast-N-Fluent Friday</p> <p>Today you will work fast and fluently. Have your child count to 100 but start at the number 12.</p> <p>Math</p>
--	---	--	--	--

<p>Move-Your-Fingers Monday</p> <p>Today you will work on drawing a story. Have your child think about their story. Then have them draw a picture and label it. Ask them what the setting is in their story. Have them write at least two simple sentences about their story.</p>	<p>Tap-N-Clap Tuesday</p> <p>Today you will be working on listening for the ending sound. Stretch out the following words and then identify the ending sound: cup (b) nut (t) ham (m) bud (d)</p>	<p>Whip-Up-A-Web Wednesday</p> <p>Today you will be creating a web for the word family "ag." Write the letters "ag" in the middle of your page and draw lines coming from the middle. On each line, draw a picture for an additional word that belongs in the word family (rag, tag, bag, etc.).</p>	<p>Think-It-Out Thursday</p> <p>Today you will work on responding to text. Guardian: Read a book to your child. Then ask them one or more of the questions about the book. Who are the characters? Where did the story happen (the setting)? What was the problem?</p>	<p>Fast-N-Fluent Friday</p> <p>Today you will work on sight word fluency. Use flash cards or a list to have your child read their sight words. Have them tap each word with their reading finger as they read it.</p> <p>ELA</p>
--	--	---	---	--




Directions: Work to earn 10 gold coins in your pot. Each day you complete a task, add on a coin! You can do it!




Three-In-A-Row Board			
Count aloud 1-100.	What starts with a "q"?	Finish this: I see	
Draw a park with details.	What is the ending sound: pen, can, fin?	What is your favorite story?	
Make an ABBA pattern.	Read this word: black.	Read a book.	

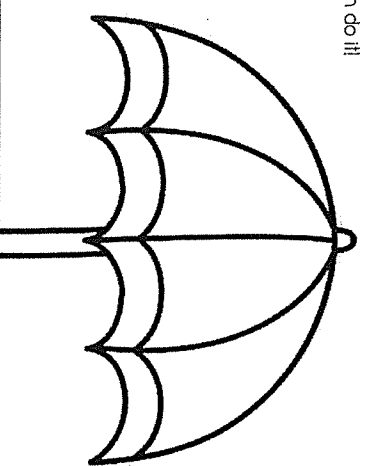
April Learning Mat: Week 1

<p>Move-Your-Fingers Monday</p> <p>Today you will be moving those fingers as you write numbers from 1-20.</p> <p>Guardian: Say the numbers in random order to have your child write the numbers. Continue until all numbers from 1-20 have been written.</p>	<p>Tap-N-Count Tuesday</p> <p>Today you will be working on your one-to-one counting. That means you will need to tap each item as you count it out.</p> <p>Guardian: Ask your child to draw 8 dots and 4 dots. Have them tell you which one is more (8) and which one is less (4). Ask how many more?</p>	<p>Whip-Up-A-Web Wednesday</p> <p>Today you will be making an "Addition" web. Draw three circles. In one circle, draw 8 pictures. In another circle, draw 2 pictures. In the final circle, draw both together. (10)</p> 	<p>Think-It-Out Thursday</p> <p>Today you will work with subtraction.</p> <p>Guardian: Give your child 5 of the same item (spoons, cans, pencils, stuffed animals, etc.). Ask them to take away 3 of those items. How many are left?</p>	<p>Fast-N-Fluent Friday</p> <p>Today you will work fast and fluently. Have your child count to 100 but start at the number 62.</p> <p>Math</p>
---	--	---	---	--

<p>Move-Your-Fingers Monday</p> <p>Today you will work on drawing a story. Have your child think about their story. Then have them draw a picture and label it. Ask them who the character is in their story. Have them write at least two simple sentences about their story.</p>	<p>Tap-N-Clap Tuesday</p> <p>Today you will be working on sounding out words. Have your child stretch out the following words:</p> <p>dad hat fat ham pig</p>	<p>Whip-Up-A-Web Wednesday</p> <p>Today you will be creating a web for the short vowel sound /a/. Write the letter "a" in the middle circle. Draw lines out from the middle. Have your child write words that have the short vowel sound. For example, apple, can, and fat all have the short "a" sound.</p>	<p>Think-It-Out Thursday</p> <p>Today you will work on responding to text.</p> <p>Guardian: Read a book to your child. Then ask them one or more of the questions about the book. Who are the characters? Where did the story happen (the setting)? What was the problem?</p>	<p>Fast-N-Fluent Friday</p> <p>Today you will work on sight word fluency. Use flash cards or a list to have your child read their sight words.</p> <p>ELA</p>
---	--	---	--	---



Directions: Work to earn 10 raindrops on your umbrella. Each day you complete a task, add on a raindrop! You can do it!



Three-In-A-Row Board		
Count aloud 1-100.	What starts with a "z"?	Finish this: I like -----.
Draw your favorite part of school.	Name all the vowels.	What is your favorite color?
Solve: 2+3 and 4+6.	Count by 2's to 20.	Read a book.

